



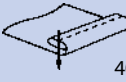

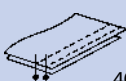

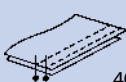

Bag seaming machines for producing bags made of jute, burlap, paper and woven polypropylene



from the only name you need to know
for bag machines

 **Union Special**
Finest Quality The trusted name in bag machines since 1881



Description			Technical Specifications		
Machine Style	Features	Application	Seam Specification	Stitch Length	Sewing Capacity
80200AA	Single needle machine, plain feed, two thread double locked stitch.	For seaming heavy weight jute, burlap or woven polypropylene bags.	 401 SSa-1	7-13mm 2-3.6 SPI	up to 17mm 43/64"
80200AB	Single needle machine, plain feed, single thread chain stitch.	For seaming heavy weight jute, burlap or woven polypropylene bags.	 101 SSa-1	7-13mm 2-3.6 SPI	up to 17mm 43/64"
80200AC	Single needle machine, plain feed, two thread double locked stitch, 10-15mm (25/64 to 19/32") adjustable hemmer.	For hemming openings of medium to heavy weight jute, burlap or woven polypropylene bags.	 401 EFb-1	7-13mm 2-3.6 SPI	up to 17mm 43/64"
80200AD	Same as 80200AC, except single thread chain stitch, with fixed hemmer, for hems from 6-16mm (15/64 to 5/8"). Specify hem width when ordering.	For hemming openings of medium to heavy weight jute, burlap or woven polypropylene bags.	 101 EFb-1	7-13mm 2-3.6 SPI	up to 17mm 43/64"
80200 Z2715	Two needle machine, plain feed, compensating presser foot, double locked stitch. Produces two parallel seams at a distance of 7.2mm (18 gauge).	For seaming heavy weight jute or woven polypropylene bags using twisted polypropylene thread.	 401 SSa-2	6-10mm 2.5-4.25 SPI	up to 17mm 43/64"
80700C	Single needle machine, plain feed and alternating upper feed, two thread double locked stitch.	For sewing tops and filling tubes on FIBCs.	 401 SSa-1	6.5-11mm 2.3-4 SPI	up to 11mm 7/16"
80700CD2	Two needle machine, plain and alternating upper feed, double locked stitch. Produces two parallel seams at a distance of 7.2mm (18 gauge). With electro-pneumatic lift for presser foot and upper feed. With top and bottom filler cord guides. With needle positioner.	For sewing heavy weight jute, burlap, or woven polypropylene bags; seaming FIBCs.	 401 SSa-2	6.8-12mm 2.1-3.75 SPI	up to 18mm 45/64"
80800C	Single needle machine, plain feed, two thread double locked stitch. With built-in thread chain cutter and top filler cord guide.	For sewing tops and filling tubes on FIBCs.	 401 SSa-1	6.5-13mm 2-4 SPI	up to 11mm 7/16"

Don't see your operation here?
Or just not sure of what machine to use?

Send us a sample for sew testing and we'll connect you with the right machine for your needs!






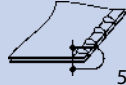
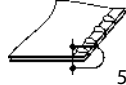

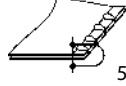
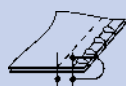

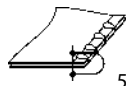
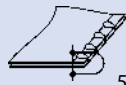


81200A



81300A



81500B

Description			Technical Specifications		
Machine Style	Features	Application	Seam Specification	Stitch Length	Sewing Capacity
81200A	Single needle machine, plain feed, two thread overedge stitch. 10mm (25/64") overedge width.	For overseaming medium to heavy weight jute or burlap bags.	 502 SSa-1	6-13mm 2-4.25 SPI	up to 16mm 5/8"
81200A Z3281	Same as 81200A, except 18mm (45/64") overedge width.	For overseaming medium to heavy weight jute or burlap bags.	 502 SSa-1	6-13mm 2-4.25 SPI	up to 16mm 5/8"
81200AB	Two needle machine, plain feed, four thread overedge stitch. 12mm (15/32") overedge width.	For overseaming heavy weight jute, burlap or woven polypropylene bags.	 514 SSa-1	6-13mm 2-4.25 SPI	up to 16mm 5/8"
81200B	Single needle machine, plain feed, two thread overedge stitch. 6mm (15/64") overedge width.	For overseaming medium to heavy weight jute, burlap or woven polypropylene bags.	 502 SSa-1	6-13mm 2-4.25 SPI	up to 16mm 5/8"
81300A	Two needle machine, plain feed with alternating upper feed, four thread safety stitch. Needle gauge: 5mm (13 gauge). 10mm (25/64") overedge width.	For matched side seams on very heavy weight jute, burlap or woven polypropylene bags.	 401-502 SSa-2	6-13mm 2-4.25 SPI	up to 22mm 7/8"
81300B	Same as 81300A, except 19mm (3/4") overedge width.	For matched side seams on very heavy weight jute, burlap or woven polypropylene bags.	 401-502 SSa-2	6-13mm 2-4.25 SPI	up to 16mm 5/8"
81500A/B/BA/C have a standard seam width of 19mm (3/4"). Additional parts included for 15, 12 and 10mm widths.					
81500A	Single needle machine, plain feed with upper feed, two thread overedge stitch with high needle throw (71mm).	For matched overseaming of heavy weight jute bags.	 502 SSa-1	6-13mm 2-4.25 SPI	up to 16mm for 19mm seam 5/8" for 3/4" seam
81500B	Single needle machine, plain feed with alternating upper feed, two thread overedge stitch with high needle throw (71mm). Needle size: 300/120.	For matched overseaming on FIBCs.	 502 SSa-1	6-13mm 2-4.25 SPI	up to 19mm for 15mm seam 3/4" for 19/32" seam
81500BA	Same as 81500B, except larger needle. Needle size: 430/172.	For matched overseaming on FIBCs while attaching woven belt bands.	 502 SSa-1	6-13mm 2-4.25 SPI	up to 21mm for 12mm seam 53/64" for 15/32" seam
81500C	Single needle machine, plain feed with alternating upper feed, three thread overedge stitch with high needle throw (71mm).	For matched overseaming on FIBCs.	 504 SSa-1	6-13mm 2-4.25 SPI	up to 22mm for 10mm seam 55/64" for 25/64" seam



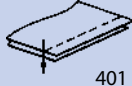

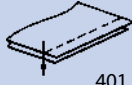





53700B



56100Z30



39500TYA

Description			Technical Specifications			
Machine Style	Features	Application	Seam Specification	Stitch Length	Sewing Capacity	Maximum* RPM
53700B	Single needle machine, top and bottom feed, double locked stitch.	For seaming medium to heavy weight materials. Also suitable for sewing "Q" bags.	 401 SSa-1	3.5-7mm 3.6-7.25 SPI	up to 8mm 5/16"	3300
56100M	Single needle machine, plain feed, high speed, double locked stitch. With fully automatic lubrication.	For seaming medium to large size cotton bags, and light to medium weight jute, paper, burlap or woven polypropylene bags.	 401 SSa-1	3.6-7.2mm 3.5-7 SPI	up to 8mm 5/16"	6000
56100P	Same as 56100M, except high throw, split-toe presser foot, and wider feed parts.	For seaming medium to heavy weight bags	 401 SSa-1	3.6-7.2mm 3.5-7 SPI	up to 11mm 7/16"	5500
56100T	Single needle machine, plain feed, high speed, double locked stitch. With 10-15mm (25/64-19/32") adjustable width hemmer. Hemmer capacity can be increased from 2 to 4mm (5/64-5/32").	For hemming bag openings, or producing side and bottom double turned-in seams on woven polypropylene bags.	 401 SSp-1  401 EFb-1	3.6-7.2mm 3.5-7 SPI	up to 8mm 5/16"	5500
56100Z30	Single needle machine, upper and lower feed, single thread chain stitch, easily converts to double locked stitch. With fully automatic lubrication.	For seaming heavy weight multi-wall paper bags.	 401 SSa-1  101 SSa-1	3.6-8.5mm 3-7 SPI	up to 8mm 5/16"	3800
39500TYA	Single needle machine, plain feed, high speed, three thread overedge stitch. 7mm (9/32") overedge width. With fully automatic lubrication.	Overedging machine for seaming and hemming mesh bags. With folder for turned up hem finished into a tight roll of approximately 7mm (9/32").	 504 SSp-1	3.2-6.4mm 4-8 SPI	up to 4mm 5/32"	5000

* maximum speed will depend upon application and material



www.unionspecial.com
 Union Special Corporation
 One Union Special Plaza, Huntley, IL 60142
 Phone: U.S.: 800-344-9698 Outside U.S.: 847-669-4200
 Fax: 847-669-4355 E-mail: bags@unionspecial.com

BILLS SEWING MACHINE CO.
 301 MAIN AVE EAST
 HILDEBRAN, NC 28637
 BRS@BILLSEWING.COM
 WWW.BILLSEWING.COM
 (828) 397-6941 (828) 328-5816