



CONSEW Since 1898

MODEL 744R SERIES

WITH
 EXTRA LARGE BOBBIN AND VERTICAL AXIS HOOK
 CENTRALIZED ARM LUBRICATION
 RESERVOIR-OILED HOOK) WITH MICROMETRIC CONTROL VALVE
 PRESSER FOOT LOCKING LEVER • PUSH BUTTON STITCH REGULATOR
 REVERSE FEED • SAFETY CLUTCH
 BUILT-IN BOBBIN WINDER
 FRONT HANDWHEEL (ON 30" ARM) • (PULLER OPTIONAL)
 ONE PIECE UPPER CASTING
 EASY TO CONVERT BETWEEN 1 AND 2 NEEDLE



Model 744R-30



Model 744R-20

**EXTRA HEAVY DUTY
 SINGLE NEEDLE
 DROP FEED, NEEDLE FEED
 (COMPOUND FEED)
 ALTERNATING PRESSER FEET
 LOCKSTITCH MACHINE
 AVAILABLE IN ARM SIZE 10", 20" & 30"**

With optional purchase of the 2 needle assembly,
 machine can be converted between 1 and 2 needle operation


MODEL 744R SERIES

APPLICATIONS

- Suitable for sewing extra heavyweight materials such as canvas, vinyl, leather, synthetics and various coated, laminated and rubberized fabrics.
- Designed for stitching such products as tents, tarps, awnings, truck covers, auto, marine and furniture upholstery, sails, matting, carpets, polishing wheels, mops, luggage, construction barriers, field covers, divider curtains, fabric structures and heavy bulky products.

FEATURES

- Compound feed, walking foot mechanism insures positive and even feeding of the material.
- Safety clutch protects the hook(s) from being damaged in case of accidental strain
- Reverse feed operated by foot pedal
- Centralized arm lubrication
- Reservoir-oiled hook(s) with micrometric control valve
- Presser foot locking lever
- Built-in bobbin winder
- Push button stitch regulator
- Extra heavy duty top shaft with four ball bearings for support
- Extra large bobbin(s) and vertical axis hook(s) for use of heavy thread; also allows for long operation between bobbin changes
- High lift
- Front handwheel (on 30" arm) allows for easy positioning of the needle(s)
- 744RP is available with optional factory-installed, bottom driven, feed-synchronized puller. Puller mechanism is completely concealed and does not restrict work space. 744RP and 745RP are non-stock items.



MODELS AVAILABLE

SINGLE NEEDLE	BED SIZE	WORK SPACE
744R10	20-7/16" x 9-1/16" (519x230mm)	10" (254mm)
744R20	33-5/16" x 9-1/16" (846x230mm)	20" (508mm)
744R30	43-5/16"x9-1/16" (1100x230mm)	30" (762mm)

SPECIFICATIONS

Speed, Max. (S.P.M.)	1500 *	Hook	70140
Clearance Under Foot	25/32" (20mm)	Stitch Type	301
Needle Bar Stroke	1-27/32" (46.8mm)		
Stitch Length, Max.	25/64" (10mm)		
Needle	7 x 3 (DYx3)		
Bobbin	70141	* Speed depends on operation, material and thread.	

BILLS SEWING MACHINE CO
 301 MAIN AVE EAST
 HILDEBRAN, NC 28637
 BRS@BILLSEWING
 WWW.BILLSEWING.COM
 (828) 397-6941 (828) 328-5816